

MAINTENANCE RENEWAL DEAL REGISTRATION 2022

What is the maintenance renewal deal registration program?

This program allows certain Netwitness Partners to earn an additional discount on renewing licenses for customers for eligible Netwitness products.

What are the requirements?

Product Requirements

- RSA Netwitness® Platform

Partner Requirements

- The Partner must be an incumbent, meaning have done business with the end user within the past 12 quarters
- The Partner must be Gold, Platinum, or Titanium Level

Incumbency Protection

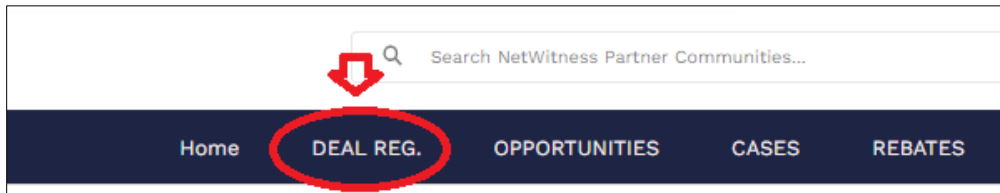
All Maintenance/Renewal Deal Registrations provide protection for the incumbent partner. It will act as value deal registration, providing the partner with deal protection and sole access to NSP discounting. All Deal Registrations need to be closed within 30 days of the contract expiring to earn the discount.

What is the process for submitting a maintenance renewal deal registration?

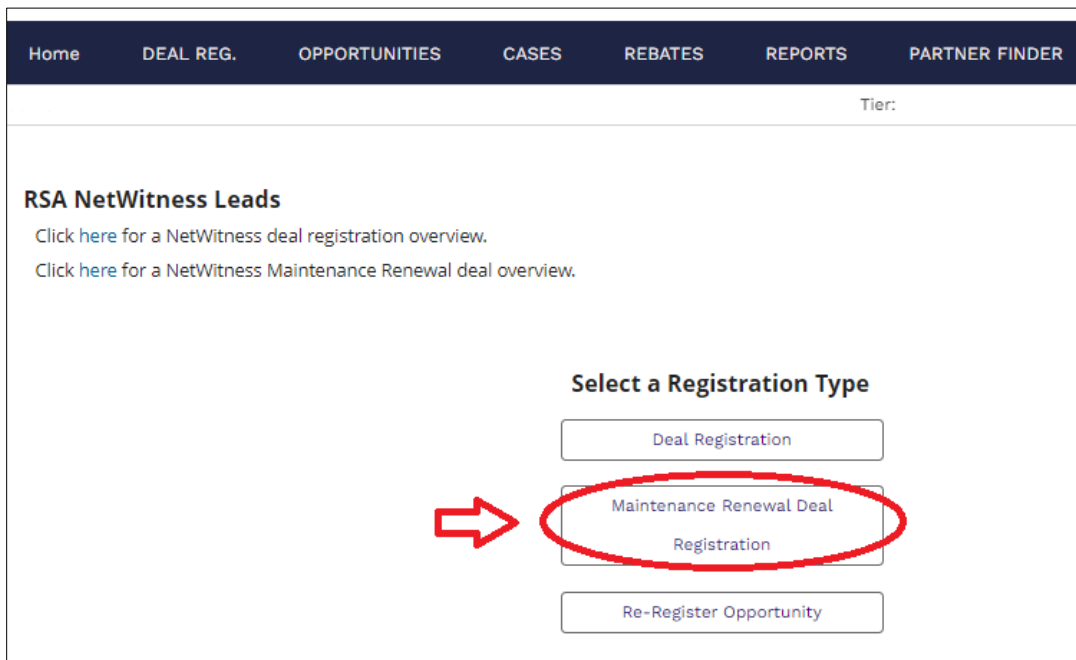
All Maintenance/Renewal Deal Registration are submitted in Netwitness Partner Communities. You will need an active account to access Netwitness Partner Communities.

If you're a reseller, please follow the below steps.

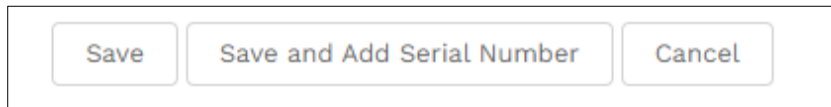
1. Once you have logged in, you will be brought into the Netwitness Partner Communities. Click the 'Deal Registration' Tab on the top menu bar.



2. You will find the option to select Maintenance Renewal Deal Registration.



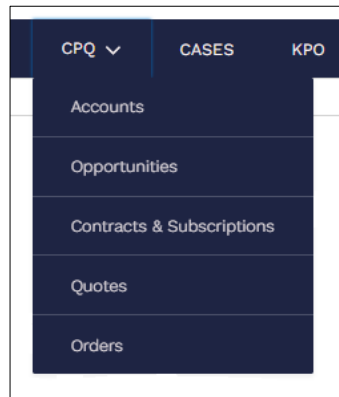
3. Clicking the button of Maintenance Renewal Deal registration will open the Maintenance Renewal registration form. Fill out all the necessary information. Fields that are required will have a red star next to them. Be as specific as possible. After you have filled out the information, at the bottom select "Save & Add Serial Numbers".



- You will be brought to a new page that will ask you how many licenses' serial numbers you need to enter. The maximum number of licenses you can select is 25. After you enter in the number of licenses, click "Save". This will bring you to a new page where you must enter in the serial numbers & user quantities for the number of licenses you selected. When finished, select "Submit for Approval", this will be routed to the NW Partner Support Center for approval.
- Once approved/rejected, you will get an email notification.

If you're a distributor, please follow the below steps.

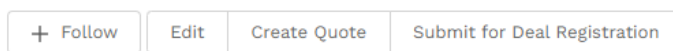
- Once you have logged in, you will be brought into the Netwitness Partner Communities.
- For Distributors, you will need to request for a deal registration via the Opportunity. To do this, you first need to click on the drop-down section under CPQ.



- You can go to opportunities and click on the renewal opportunity you are wishing to raise a DR on.



- On the right-hand side, you will see the option to click 'Submit for Deal Registration'.



- You can fill out all the required information and click submit.
- Once approved/rejected, you will get an email notification.